

















AR RE DO '24

COMPLEMENTI D'ARREDO

INDICE ACCESSORI

370	BANCO BAR CATERING	
356	BARTOLOMEO FAMILY	
344	CAMALEON	
298	DIVANO CANNOLÈ	
304	DIVANO DOCK	
290	DIVANO KOMODO	
286	DIVANO NET BENCH	
362	FROZEN FAMILY	
324	GAZEBO PIEGHEVOLE	
322	GAZEBO ROMA	
334	LETTINO ATLANTICO	
328	LETTINO DARSENA	
330	LETTINO NET LOUNGE	
340	LETTINO OMEGA	


320	OMBRELLONE DELUXE	
314	OMBRELLONE PENSILE	
316	OMBRELLONE PENSILE RETRATTILE	
312	OMBRELLONE PYRAMID	
310	OMBRELLONE STICK	
318	OMBRELLONE SWING	
350	PANNELLI FONOASSORBENTI	
326	PERGOLA BIOCLIMATICA ATENA	
280	SIPARIO	
388	VASO IKON	
374	VASO KUBE	
382	VASO KUBE HIGH	
380	VASO KUBE MINI	
372	VASO PATCHWALL	

SIPARIO



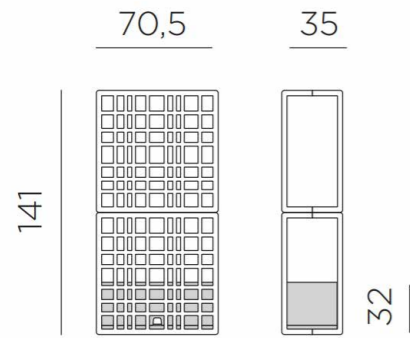
POLIPROPILENE FIBERGLASS
RIGENERATO




NARDI




TECHNICAL DETAILS

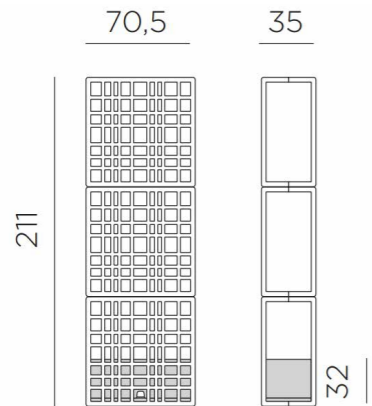
SIPARIO 2








- | | |
|--|---|
|  TERRA
40394.44.000 |  GESSO
40394.29.000 |
|  CACTUS
40394.27.000 |  BASALTO
40394.25.000 |

 14,6 n. pz 1/12

SIPARIO 3

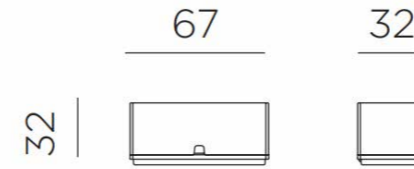






- | | |
|--|---|
|  TERRA
40395.44.000 |  GESSO
40395.29.000 |
|  CACTUS
40395.27.000 |  BASALTO
40395.25.000 |


 19,1 n. pz 1/9

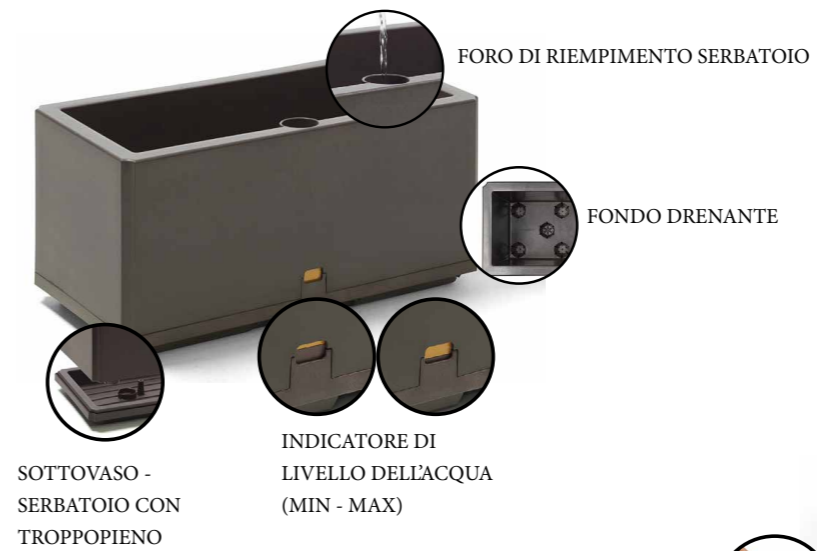
TECHNICAL DETAILS

SIPARIO VASO



- | | |
|--|---|
|  TERRA
40382.44.000 |  GESSO
40382.29.000 |
|  CACTUS
40382.27.000 |  BASALTO
40382.25.000 |

 6,4 n. pz 1/21



NET BENCH



CATAS
Testing Certification Research

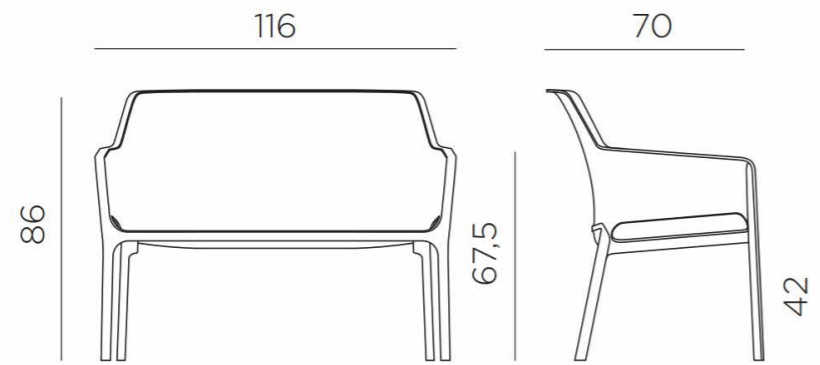



POLIPROPILENE FIBERGLASS

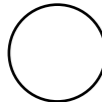





NARDI



TECHNICAL DETAILS




 8,9
n. pz 1/20

- | | | |
|---|---|--|
|  BIANCO
40338.00.000 |  TORTORA
40338.10.000 |  SALICE
40338.04.000 |
|  ANTRACITE
40338.02.000 |  CORALLO
40338.75.000 |  SENAPE
40338.56.000 |






NET BENCH






KOMODO NEW



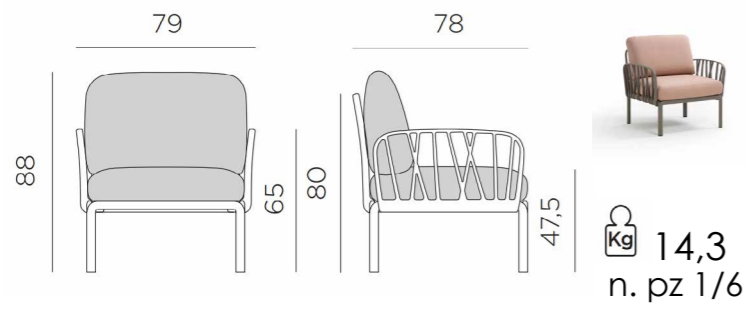
Sistema modulare di sedute configurabile a piacere. Prodotto da montare. Prodotto in Italia. STRUTTURA: polipropilene fiberglass trattato anti-UV e colorato in massa. Schienali e braccioli agganciabili su tutti i lati della seduta. Smontabile. Finitura opaca. Dotata di piedini anti-scivolo. Resina riciclabile. CUSCINI: Sfoderabile/zip. Cuscino Seduta spessore 18 cm, dotato di bottoni. Cuscino Schienale spessore 22 cm, dotato di agganci.



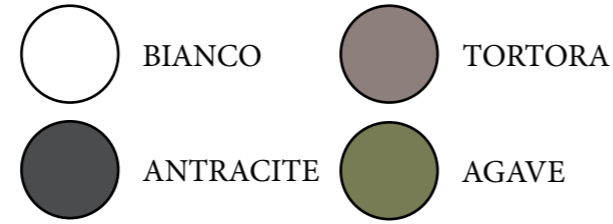


TECHNICAL DETAILS

KOMODO POLTRONA



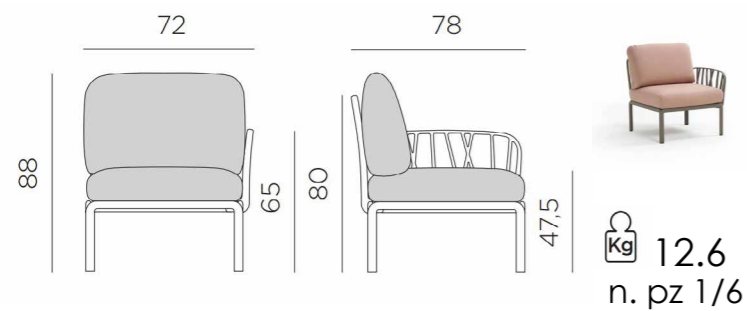
STRUTTURA



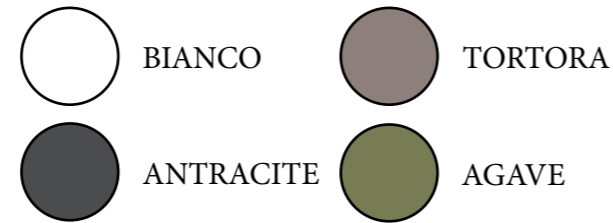
CUSCINI



KOMODO LATERALE



STRUTTURA

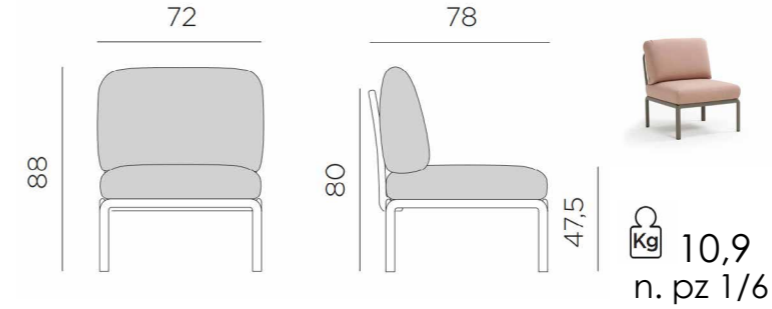


CUSCINI

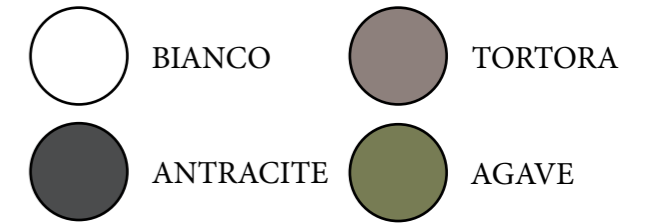


TECHNICAL DETAILS

KOMODO CENTRO



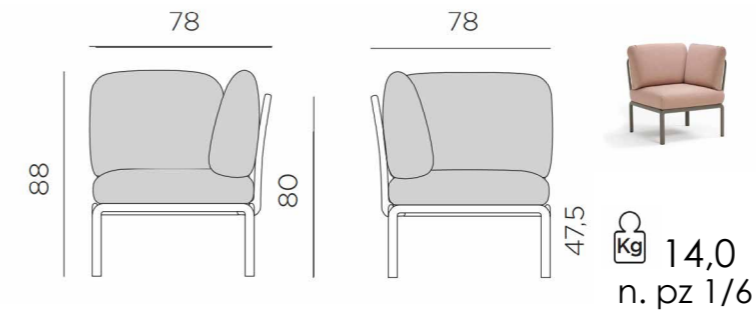
STRUTTURA



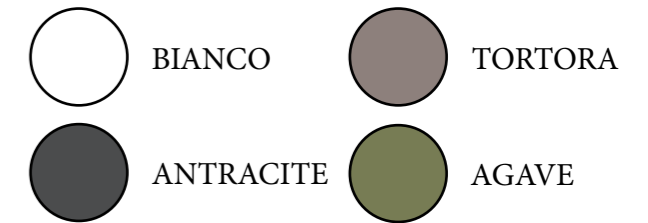
CUSCINI



KOMODO ANGOLO



STRUTTURA

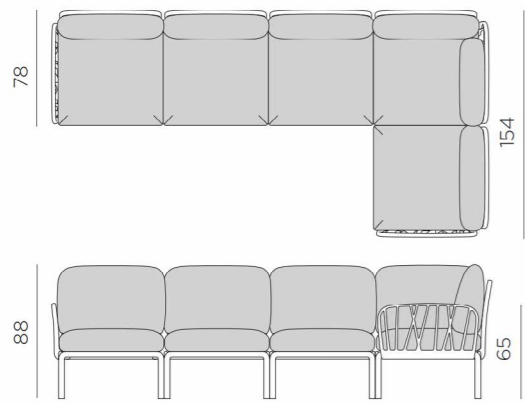


CUSCINI



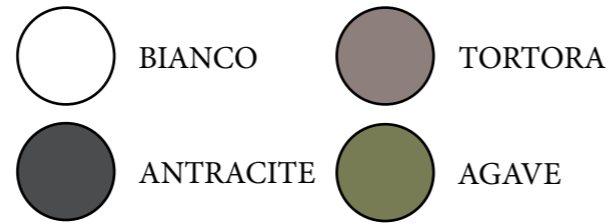
TECHNICAL DETAILS

KOMODO 5




61
n. pz 1

STRUTTURA

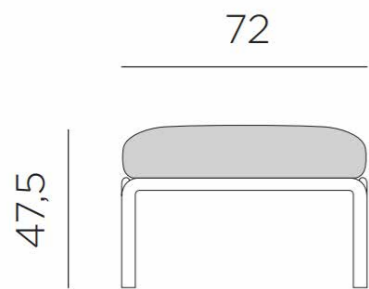


CUSCINI



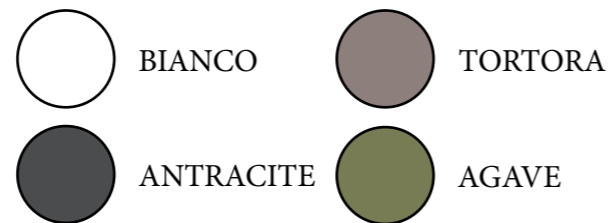
KOMODO

KOMODO POUF




7,5
n. pz 1/12

STRUTTURA



CUSCINI





CANNOLE NEW



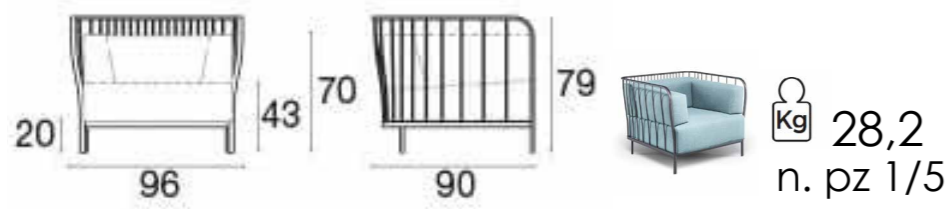
METALLO



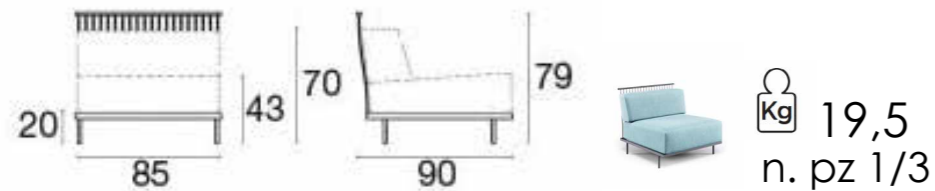


TECHNICAL DETAILS

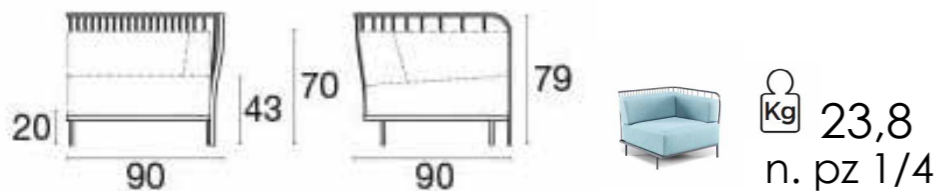
CANNOLÈ 1080



CANNOLÈ 1081



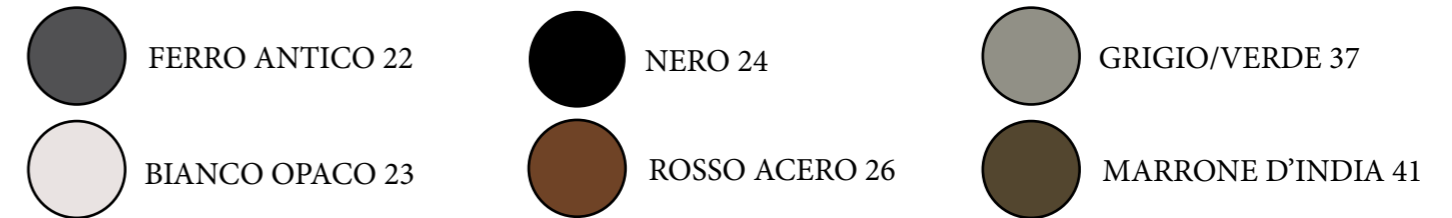
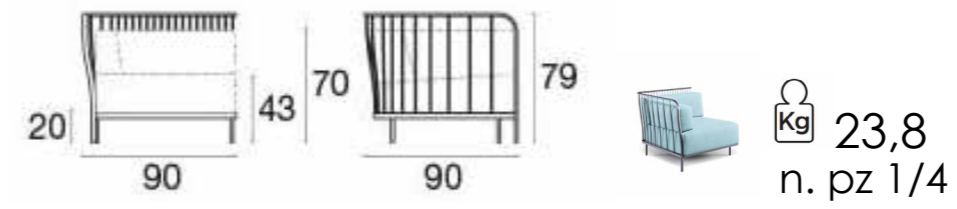
CANNOLÈ 1082



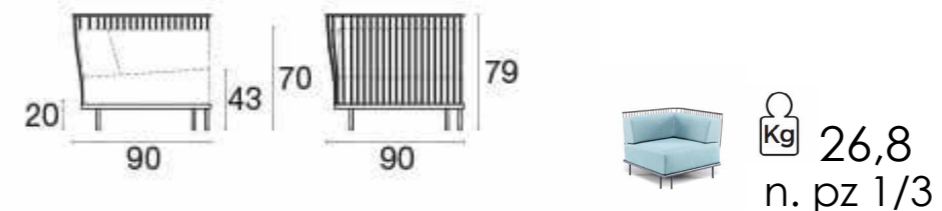
I CUSCINI SONO DISPONIBILI IN DIVERSE TIPOLOGIE DI TESSUTI

TECHNICAL DETAILS

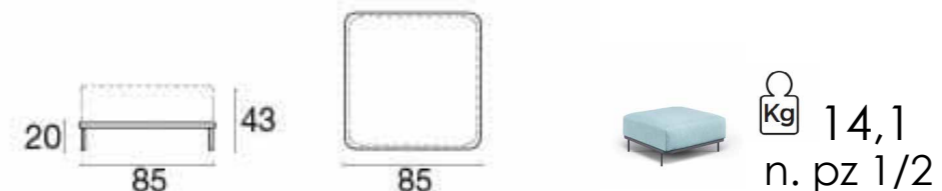
CANNOLÈ 1083



CANNOLÈ 1084



CANNOLÈ 1085



I CUSCINI SONO DISPONIBILI IN DIVERSE TIPOLOGIE DI TESSUTI

DOCK NEW



METALLO

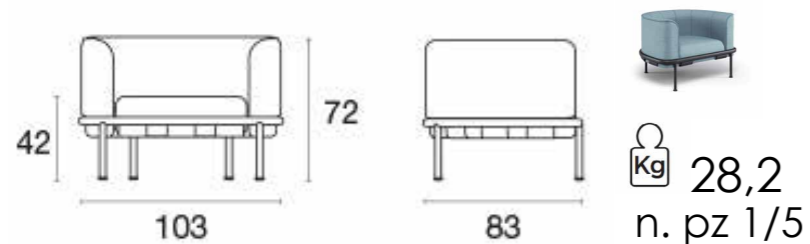
emu





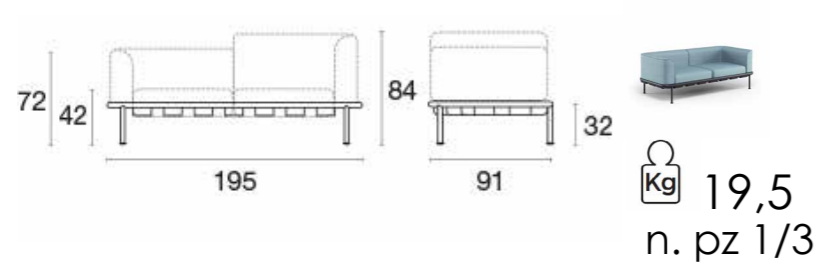
TECHNICAL DETAILS

DOCK 744



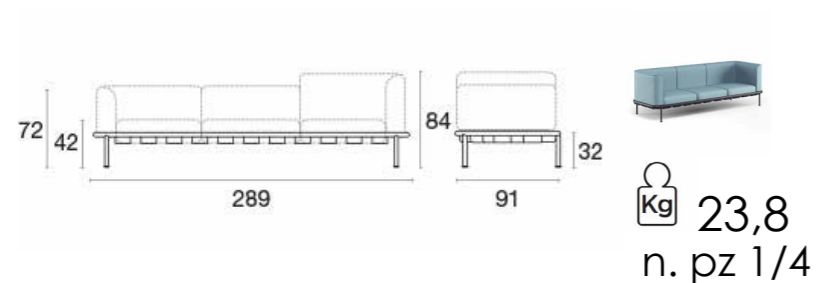
-  GRIGIO/VERDE 37
-  NERO 24
-  BIANCO OPACO 23
-  MARRONE D'INDIA 41

DOCK 742



-  GRIGIO/VERDE 37
-  NERO 24
-  BIANCO OPACO 23
-  MARRONE D'INDIA 41

DOCK 743

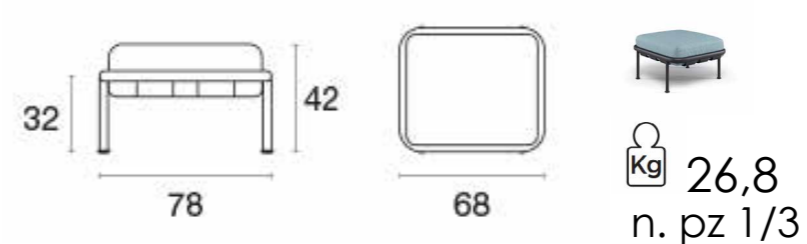


-  GRIGIO/VERDE 37
-  NERO 24
-  BIANCO OPACO 23
-  MARRONE D'INDIA 41


I CUSCINI SONO DISPONIBILI IN DIVERSE TIPOLOGIE DI TESSUTI

TECHNICAL DETAILS

DOCK 745



-  GRIGIO/VERDE 37
-  NERO 24
-  BIANCO OPACO 23
-  MARRONE D'INDIA 41



DOCK

I CUSCINI SONO DISPONIBILI IN DIVERSE TIPOLOGIE DI TESSUTI


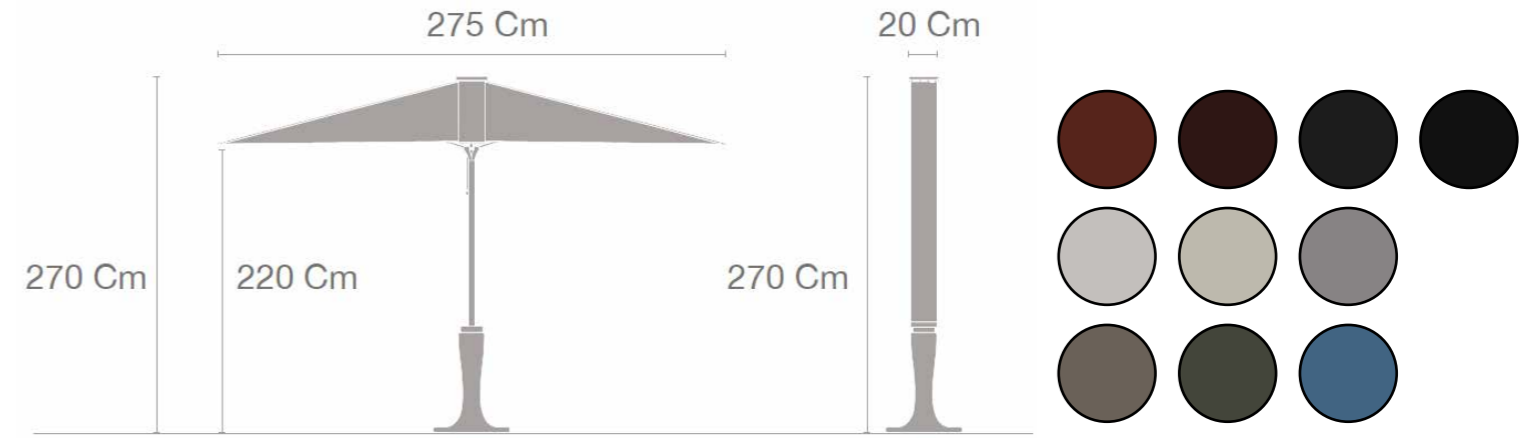
STICK NEW



ALLUMINIO 6005




TECHNICAL DETAILS



3 TIPOLOGIE DI BASAMENTO



CALICE F



CALICE A



ARMONIA



PYRAMID NEW

ombrellone a palo centrale

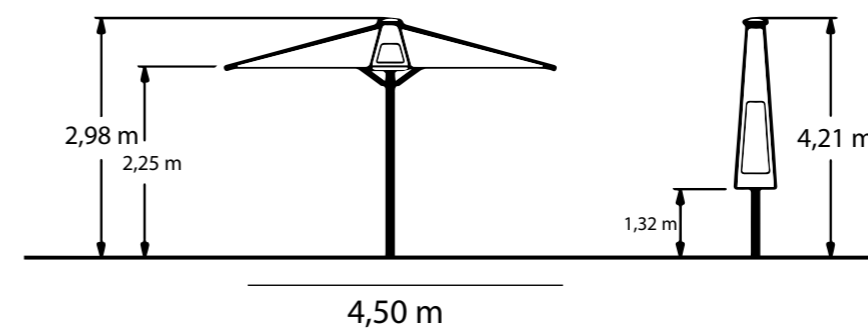


ALLUMINIO 6005



TECHNICAL DETAILS

PYRAMID 440 ST

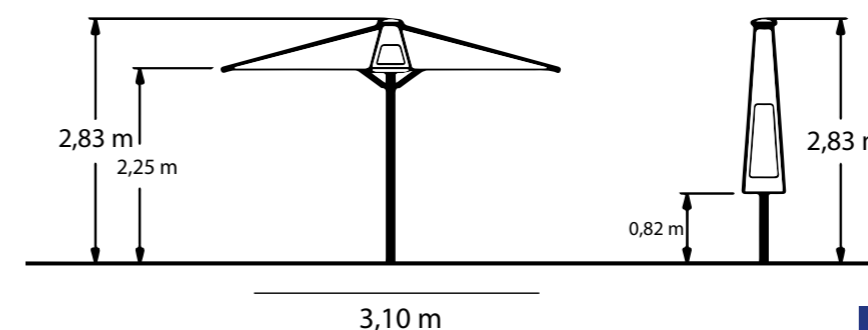


98,0
n. pz 1

Basamento

- Da appoggio
- Per fissaggio a pavimento
- Da interrare

PYRAMID 310 ST



60,0
n. pz 1

Basamento

- Da appoggio
- Per fissaggio a pavimento
- Da interrare

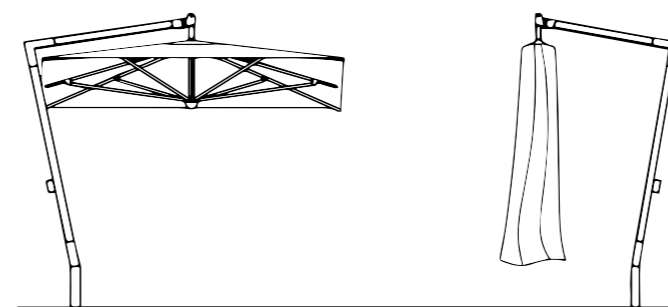


PENSILE NEW

ombrellone a palo laterale



TECHNICAL DETAILS



Basamento


- Da appoggio
- Per fissaggio a pavimento
- Da interrare

Misure disponibili

QUADRATO	RETTANGOLARE
300 x 300	300 x 400
350 x 350	
400 x 400	

Accessori

- LED
- Riscaldatori
- Pareti laterali
- Grondaie
- Applicazione logo




ALLUMINIO 6005



PENSILE RETRATTILE NEW

ombrellone a palo laterale

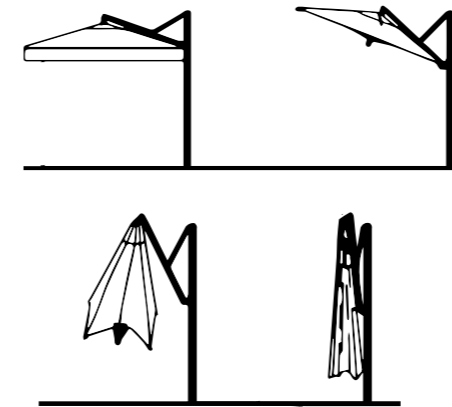


- Ritraibile, inclinabile e girevole a 360°
- Pratico e funzionale con apertura a manovella
- Qualità nei materiali e finiture nautiche

Adatto a plateatici

- Di piccole o medie dimensioni che richiedono spazio
- Dinamici: quando chiuso, scompare e non ingombra
- Fino a 16 Mq

TECHNICAL DETAILS



Misure disponibili

QUADRATO	RETTANGOLARE
300 x 300	300 x 400
350 x 350	
400 x 400	

Basamento

- Da appoggio
- Per fissaggio a pavimento
- Da interrare

Accessori

- LED
- Riscaldatori
- Pareti laterali
- Grondaie
- Applicazione logo

ALLUMINIO 6005



SWING NEW

ombrellone a palo laterale

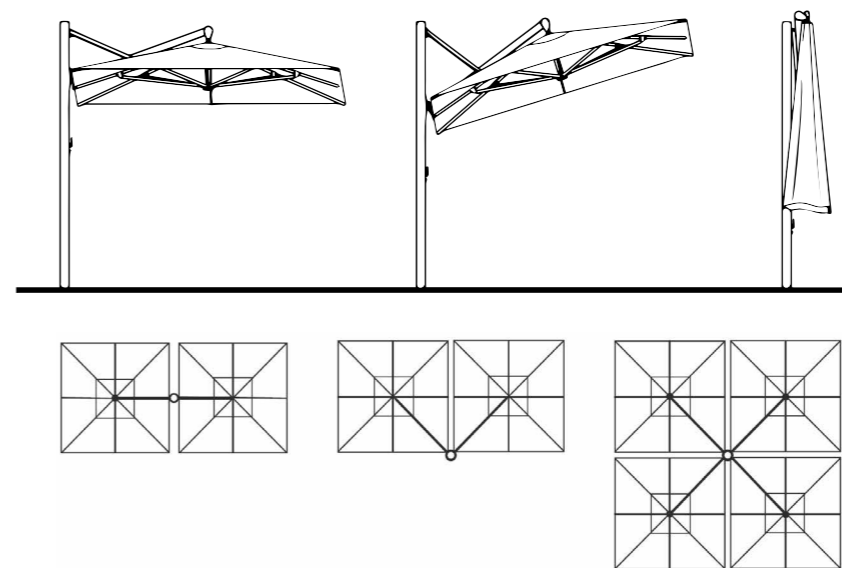


Disponibile nella versione singola, multipla a 2, a 3 o a 4 ombrelloni retrattili su un unico palo

ALLUMINIO 6005



TECHNICAL DETAILS



Basamento



Da appoggio



Per fissaggio a pavimento



Da interrare

Misure disponibili

QUADRATO

250 x 250

300 x 300

350 x 350

RETTANGOLARE

300 x 200 400 x 250

300 x 250 400 x 300

350 x 250 450 x 250

350 x 300 450 x 300

Accessori



LED



Riscaldatori



Pareti laterali



Grondaie



Applicazione logo

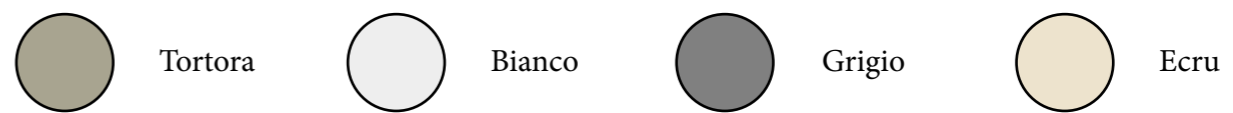
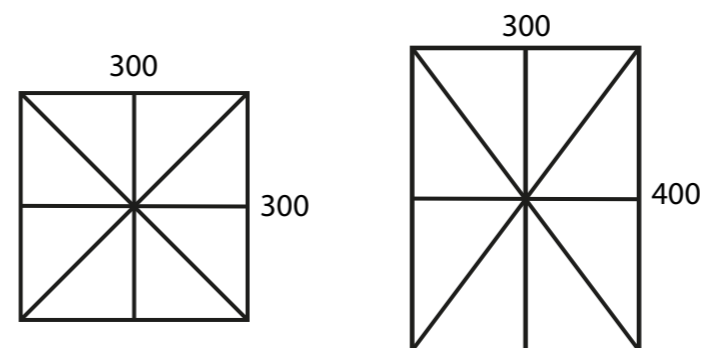


DELUXE

ombrellone a palo laterale



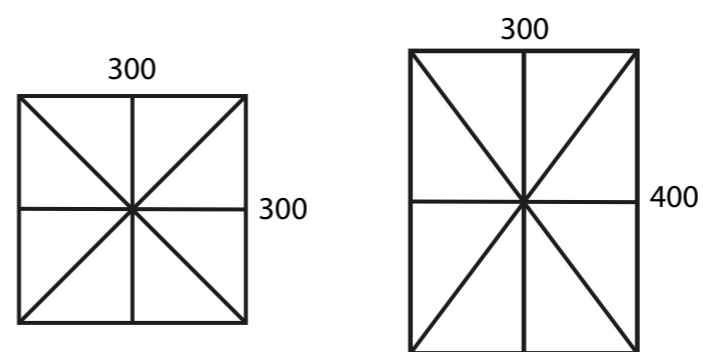
TECHNICAL DETAILS




ALLUMINIO



Disponibile telo di copertura superiore di ricambio e kit zanzariere laterali.




PALO



Marrone

TELO



Beige



PIEGHEVOLE gazebo

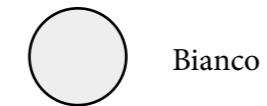
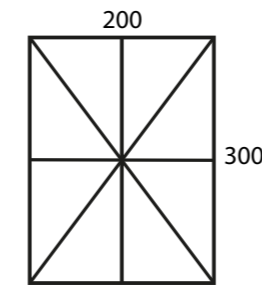
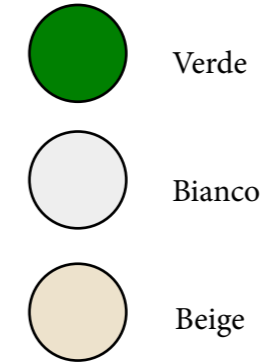
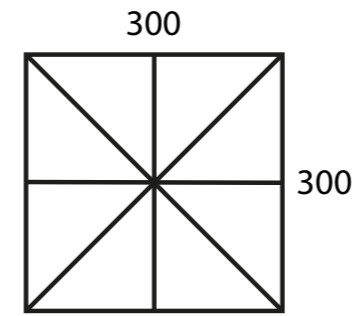


Fornito completo di pratica borsa per il trasporto.

METALLO

 **Verdelook**
GARDENING HOME SHOP

TECHNICAL DETAILS



PERGOLA BIOCLIMATICA ATENA



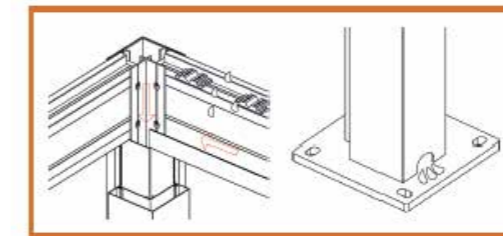
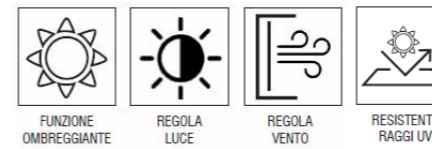
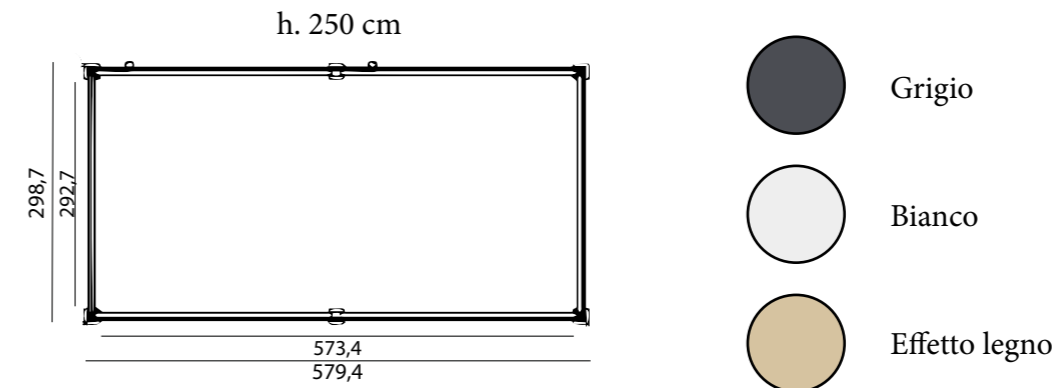
Pergola bioclimatica con tetto lamellare ad apertura manuale. Lamelle orientabili doppio strato. Sistema di regolazione con arganello posizionato esternamente su trave laterale

Struttura in alluminio verniciato a polvere. Viteria in acciaio inossidabile

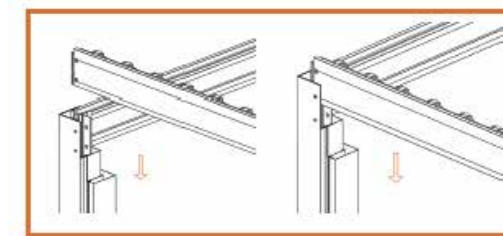
ALLUMINIO



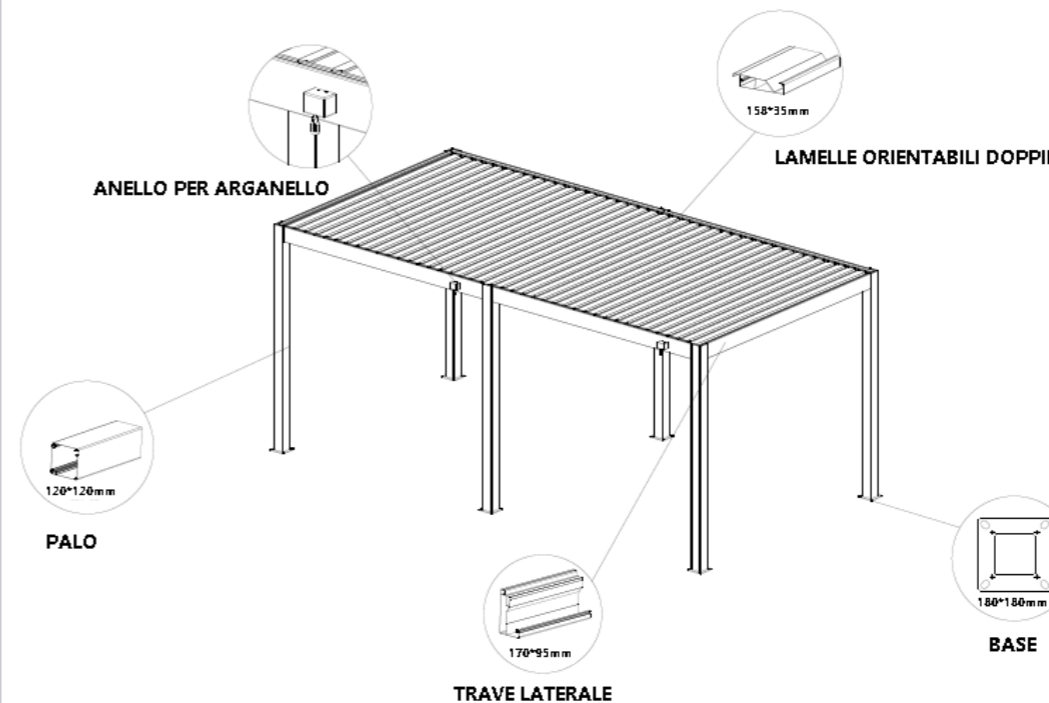
TECHNICAL DETAILS



GRONDAIA INTEGRATA



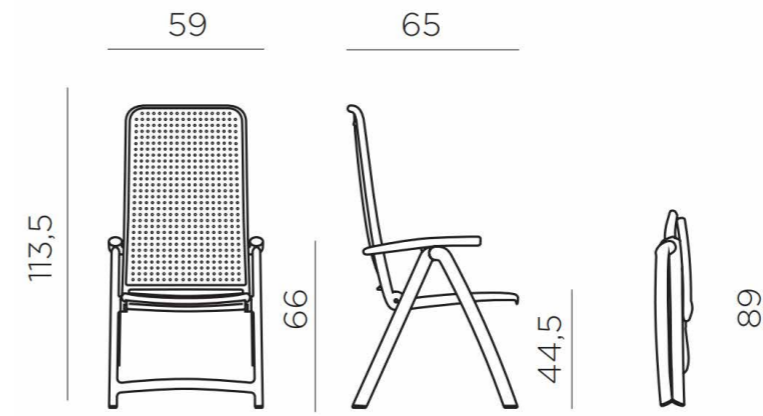
INSTALLAZIONE FACILE E VELOCE



DARSENA NEW



TECHNICAL DETAILS



- BIANCO
40316.00.000
- ANTRACITE
40316.02.000
- TORTORA
40316.10.000

7,7
n. pz 1/28



NET LOUNGE NEW



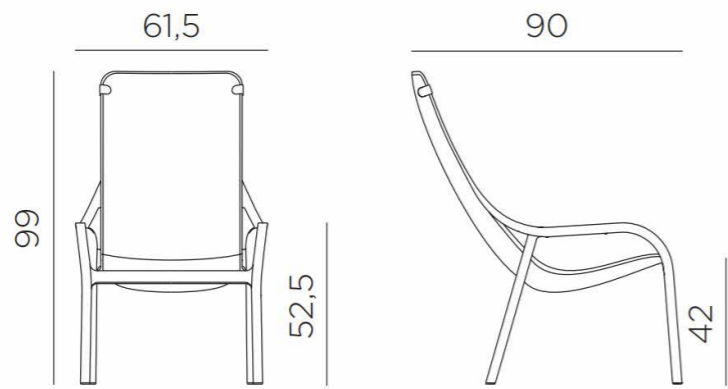
CATAS
Testing Certification Research



POLIPROPILENE FIBERGLASS

NARDI

TECHNICAL DETAILS



kg 5,3
n. pz 4/16

○ BIANCO
40329.00.000

● TORTORA
40329.10.000

● SENAPE
40329.56.000


● ANTRACITE
40329.02.000

● SALICE
40329.04.000


● CORALLO
40329.75.000



NET LOUNGE



ATLANTICO NEW

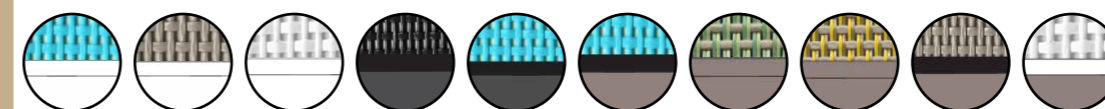




CATAS
Testing Certification Research



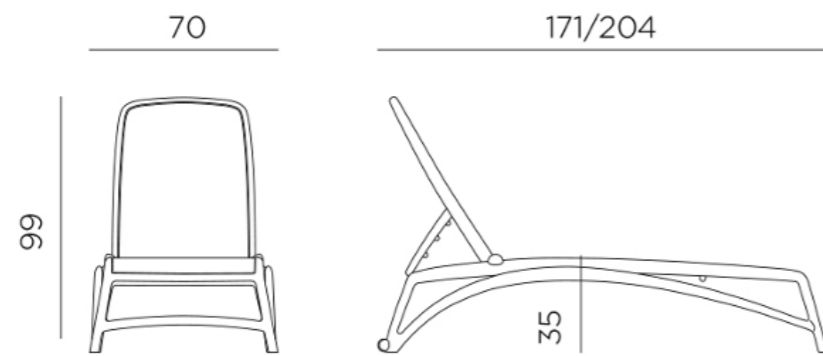
POLIPROPILENE FIBERGLASS
TESSUTO SINTETICO TRASPIRANTE


NARDI

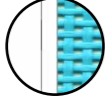


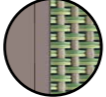










TECHNICAL DETAILS





 16
n. pz 20

- | | | | |
|---|---------------------------------------|--|-----------------------------------|
|  | BIANCO / CELESTE
40450.00.075 |  | TORTORA / CELESTE
40450.10.075 |
|  | BIANCO / TORTORA
40450.00.104 |  | TORTORA / AGAVE
40450.10.101 |
|  | BIANCO / BIANCO
40450.00.107 |  | TORTORA / DESERTO
40450.10.103 |
|  | ANTRACITE / ANTRACITE
40450.02.057 |  | TORTORA / TORTORA
40450.10.104 |
|  | ANTRACITE / CELESTE
40450.02.075 |  | TORTORA / BIANCO
40450.10.107 |



ATLANTICO

OMEGA NEW



CATAS
Testing Certification Research

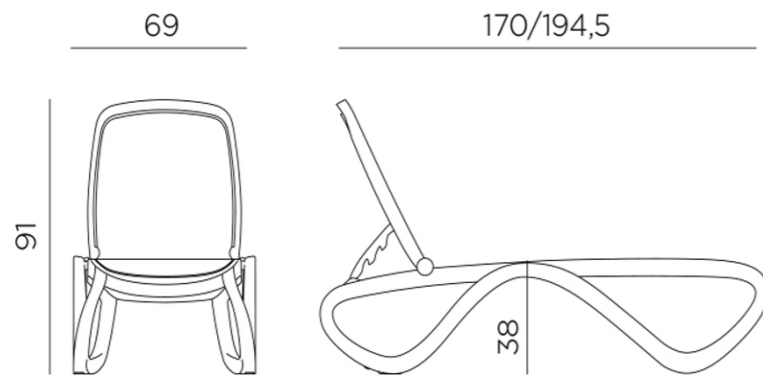


POLIPROPILENE
TESSUTO SINTETICO TRASPIRANTE


NARDI




TECHNICAL DETAILS



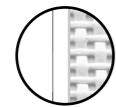
kg 13,5
n. pz 18



BIANCO / BLU
40417.00.112



BIANCO / TORTORA
40417.00.124




BIANCO / BIANCO
40417.00.108



BIANCO / BEIGE
40417.00.115




TORTORA / TORTORA
40417.10.124



ANTRACITE / ANTRACITE
40417.02.116

OMEGA



CAMALEON NEW



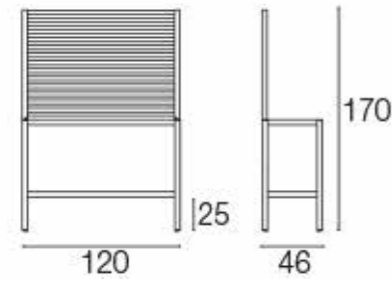
METALLO





TECHNICAL DETAILS

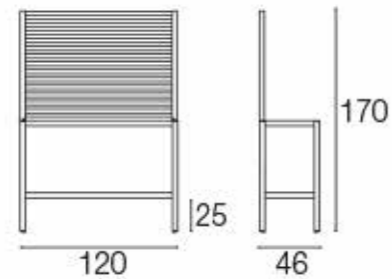
CAMALEON 1



- BIANCO OPACO 23
- MARRONE D'INDIA 41

28,2
n. pz 1/5

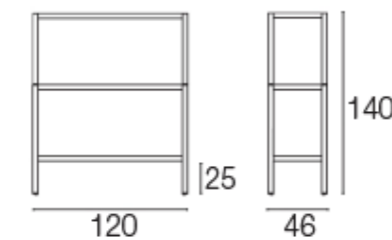
CAMALEON 2



- BIANCO OPACO 23
- MARRONE D'INDIA 41

28,2
n. pz 1/5

CAMALEON 3

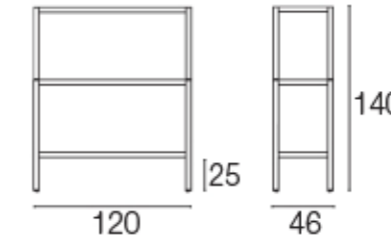


- BIANCO OPACO 23
- MARRONE D'INDIA 41

28,2
n. pz 1/5

TECHNICAL DETAILS

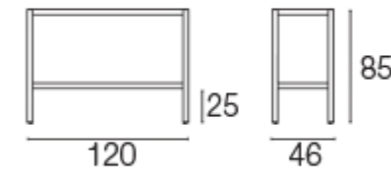
CAMALEON 4



- BIANCO OPACO 23
- MARRONE D'INDIA 41

28,2
n. pz 1/5

CAMALEON 5





- BIANCO OPACO 23
- MARRONE D'INDIA 41

28,2
n. pz 1/5

CAMALEON



PANNELLI NEW FONOASSORBENTI



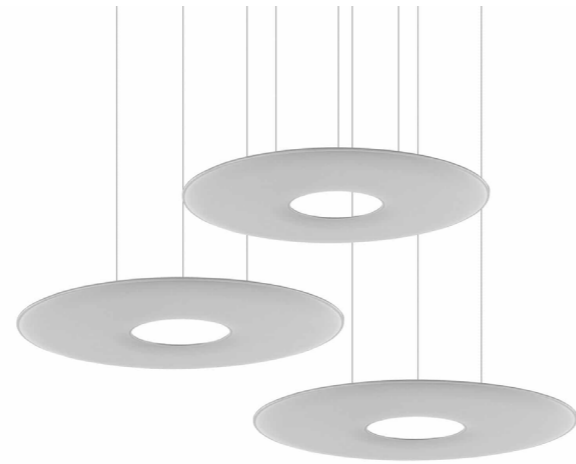
Caimi

TECHNICAL DETAILS


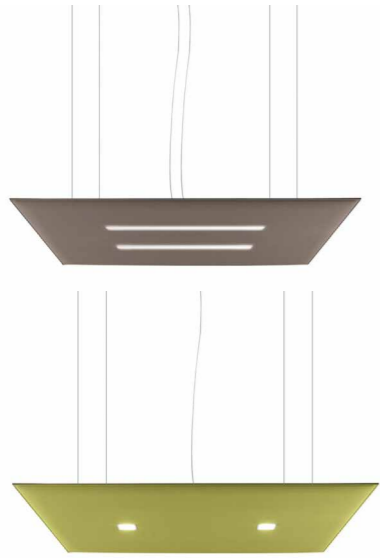
GIOTTO LUX

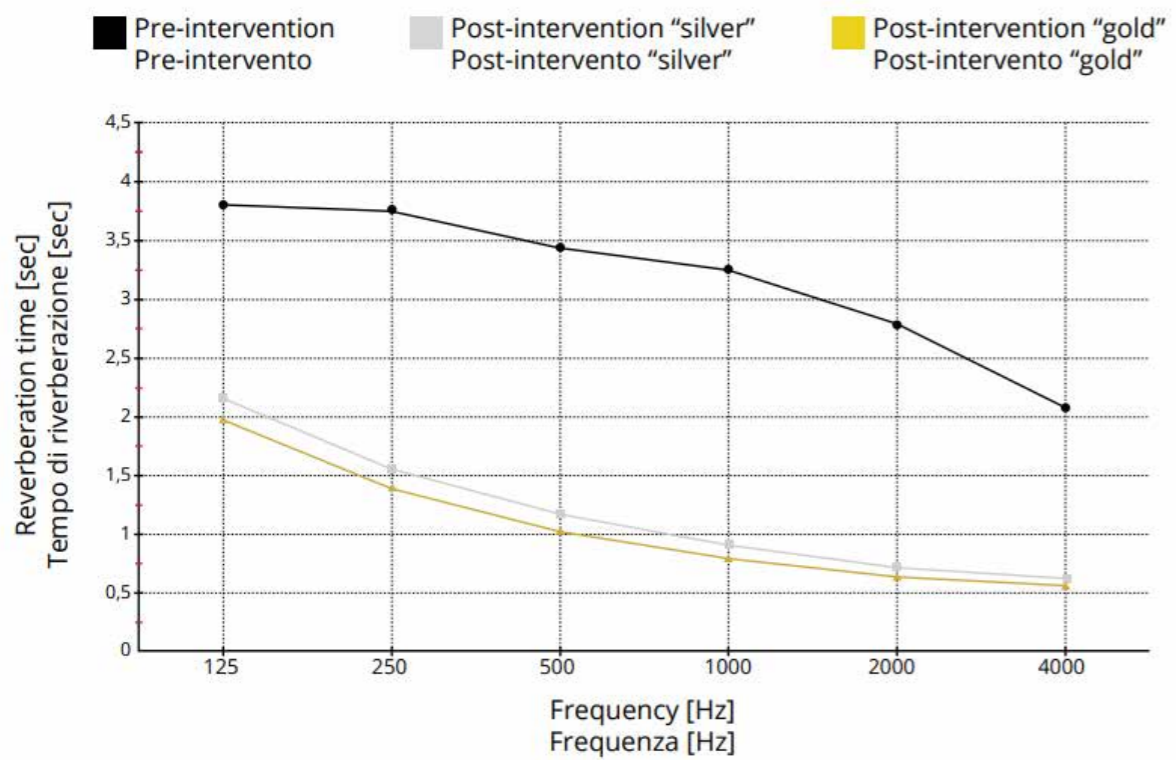
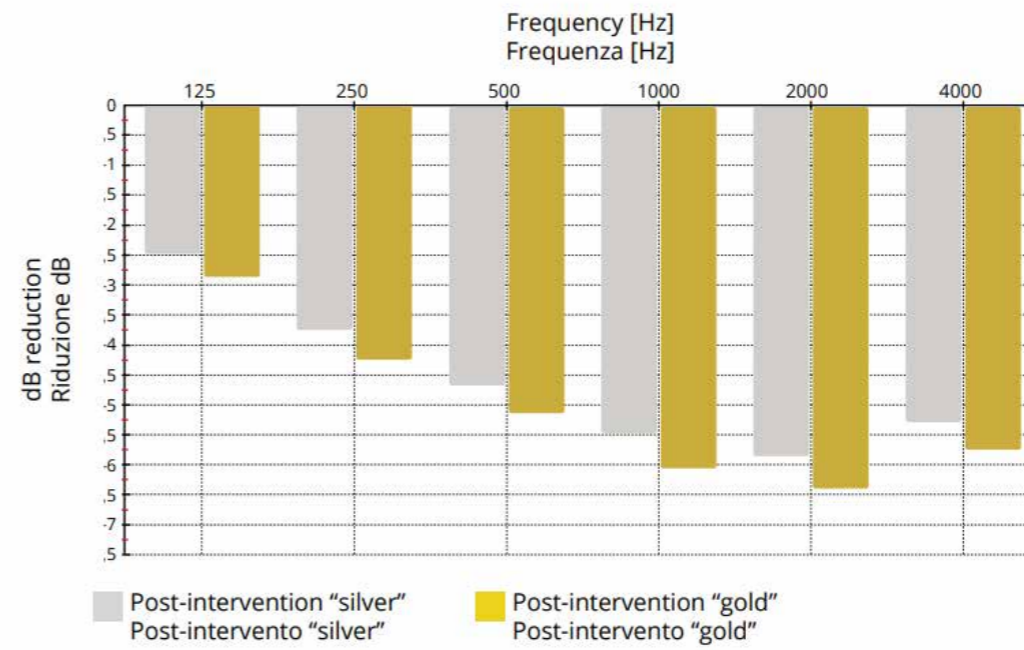



GIOTTO CEILING



OVERSIZE LUX





BARTOLOMEO NEW FAMILY



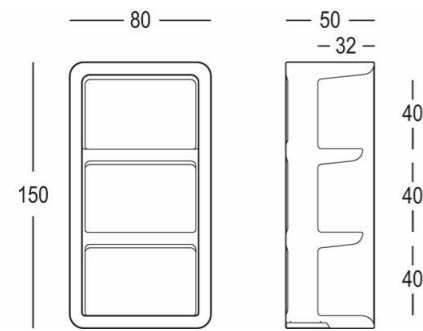
POLIETILENE

PLUS+
OUTDOOR ATTITUDE



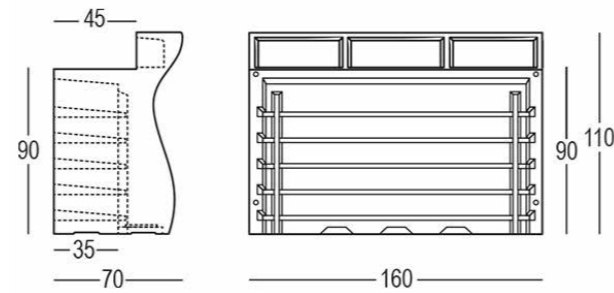
TECHNICAL DETAILS

DISPLAY Con piedini regolabili



42,6

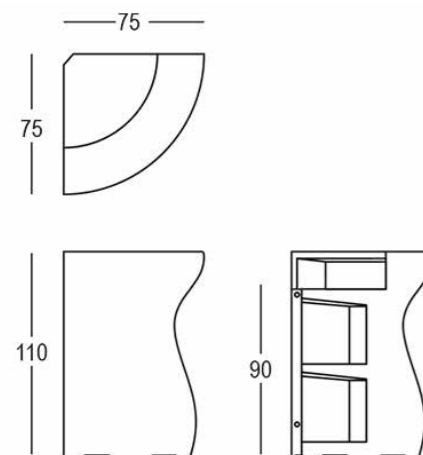
DESK Con piedini regolabili



60,8

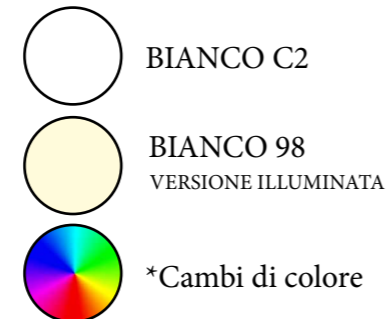
IL DESK È DISPONIBILE IN ALTRE VERSIONI CON
LAVANDINO INOX, PILETTA DI SCARICO,
GHIACCIAIA INOX

CORNER Con piedini regolabili



29,1

DISPONIBILI IN



KIT LUCE

KIT COMPATIBILI PER: BARTOLOMEO CORNER, BARTOLOMEO DESK, BARTOLOMEO DISPLAY

KIT LUCE LED PER ESTERNI	Art. A4182
KIT LUCE LED NATURALE PER ESTERNI	Art. A688
KIT LUCE LED RGB PER ESTERNI con telecomando	Art. A4722
KIT LUCE RGB PER ESTERNI	Art. A4724
KIT LUCE LED RGB PER INTERNI/ESTERNI con telecomando	Art. A4307
KIT LUCE LED RGB PER INTERNI/ESTERNI senza trasformatore con telecomando	Art. A4447

ACCESSORI

COMPATIBILI PER: BARTOLOMEO CORNER

PIANO	Art. A4406
KIT 3 RUOTE	Art. A4410
SISTEMA DI FISSAGGIO A TERRA	Art. A4656
KIT SABBIA ESSICCATA (no versione illuminata)	Art. A4601

COMPATIBILI PER: BARTOLOMEO DESK

PIANO	Art. A4400
KIT MENSOLA	Art. A4405
KIT 4 RUOTE	Art. A4409


COMPATIBILI PER: BARTOLOMEO DISPLAY

KIT 4 RUOTE	Art. A4409
-------------	------------

*È POSSIBILE RICHIEDERE UN COLORE DIVERSO DA QUELLI SOPRA ELENCATI A FRONTE DI UNA MAGGIORAZIONE O DI UN MINIMO QUANTITATIVO D'ORDINE.

IL BANCO BAR È PERSONALIZZABILE A FRONTE DI UNA MAGGIORAZIONE DEL 10%

FROZEN FAMILY NEW

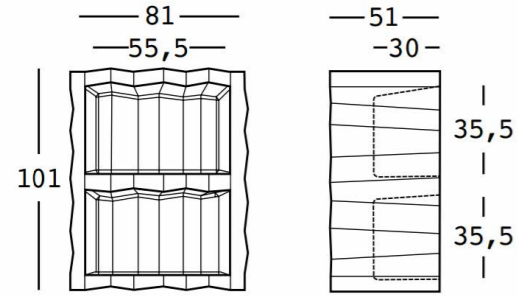


POLIETILENE

PLUS+[®]
OUTDOOR ATTITUDE

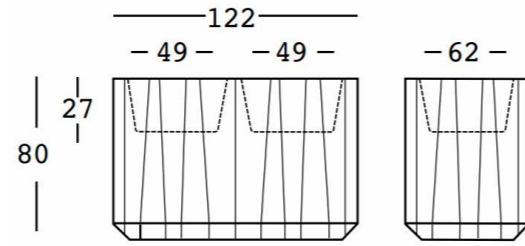
TECHNICAL DETAILS

FROZEN DISPLAY



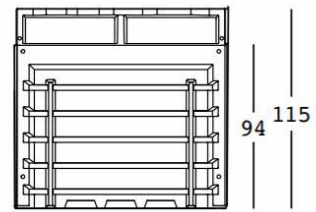
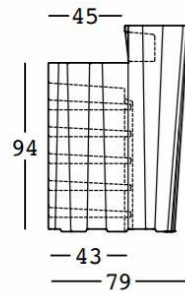
kg 29,5

FROZEN CATERING COUNTER



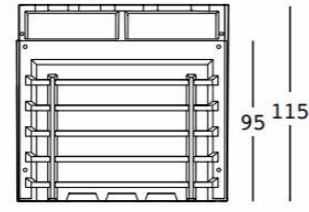
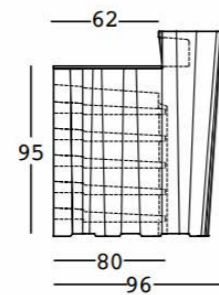
kg 28,5

FROZEN DESK



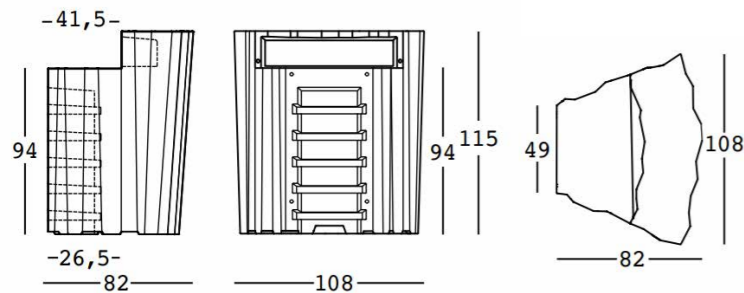
kg 52,2

FROZEN DESK LARGE



kg 68

FROZEN CORNER



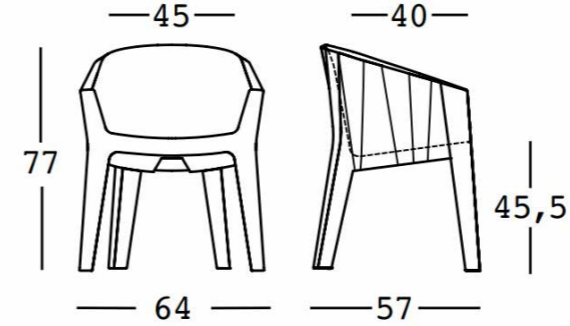
kg 39,4

DISPONIBILI IN

-  BIANCO C2
-  BIANCO 98
VERSIONE ILLUMINATA
-  *Cambi di colore

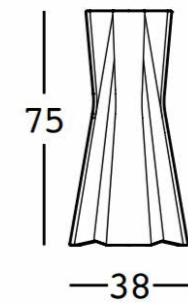
TECHNICAL DETAILS

FROZEN CHAIR



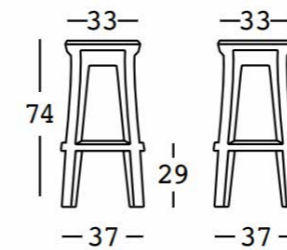
kg 11

FROZEN DINING TABLE STRUCTURE




kg 6,1

FROZEN SQUARE STOOL



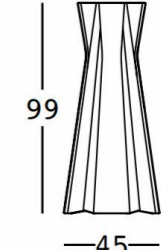
kg 6,6

FROZEN STOOL



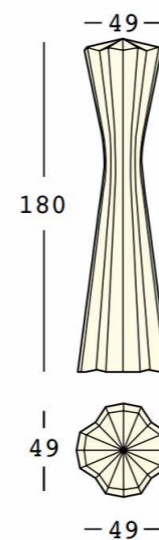
kg 6,1

FROZEN TABLE STRUCTURE









kg 8,7

FROZEN LAMP



kg 11,8


-  BIANCO C2
-  BLU NOTTE 16
-  SABBIA M9
-  CENERE N2
-  VERDE SALVIA 34
-  GOLDEN RUST N4
-  NERO PERLA 87
-  BIANCO 98
*VERSIONE ILLUMINATA
PER LAMPADA
-  *Cambi di colore

*È POSSIBILE RICHIEDERE UN COLORE DIVERSO DA QUELLI SOPRA ELENCATI A FRONTE DI UNA MAGGIORAZIONE O DI UN MINIMO QUANTITATIVO D'ORDINE.

*È POSSIBILE RICHIEDERE UN COLORE DIVERSO DA QUELLI SOPRA ELENCATI A FRONTE DI UNA MAGGIORAZIONE O DI UN MINIMO QUANTITATIVO D'ORDINE.



FROZEN FAMILY



KIT LUCE

FROZEN FAMILY

KIT COMPATIBILI PER: CATERING COUNTER, CORNER, DESK, DESK LARGE, DISPLAY E LAMP

RGB LED LIGHT

Art. A4307

RGB LED LIGHT OPALINE

Art. A4573

OUTDOOR LIGHT KIT

Art. A4182 ; Art. A4688

OUTDOOR OPALINE LIGHT KIT

Art. A4572 ; Art. A4690

OUTDOOR RGB LED LIGHT KIT + telecomando a infrarossi

Art. A4722 ; Art. A4729

OUTDOOR RGB LED LIGHT KIT E27

Art. A4724 ; Art. A4730

RGB LED LIGHT KIT SENZA TRASFORMATORE

Art. A4447

KIT COMPATIBILI PER: TABLE STRUCTURE E DINING TABLE

BLUETOOTH RGB LED LIGHT KIT A BATTERIA

Art. A4744

BANCO BAR CATERING

NEW




POLIETILENE

 **The Bars**
manufacturing industry
- since 1999 -

TECHNICAL DETAILS

CB002




 42,6

BANCO BAR



BIANCO C2

POSTAZIONE DRINK



BIANCO CB002B



GRIGIO CB002G

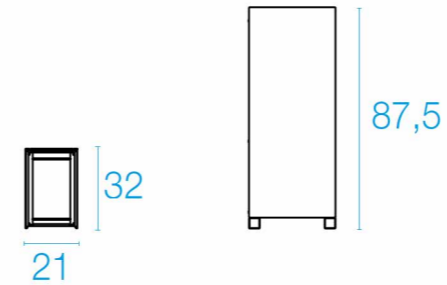


PATCHWALL NEW



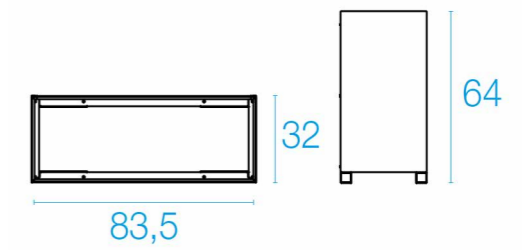
TECHNICAL DETAILS

PATCHWALL 2040



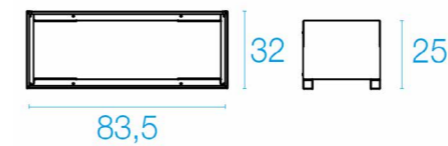
 13,2

PATCHWALL 2041






 22,6

PATCHWALL 2042



 11,8


-  FERRO ANTICO 22
-  MARRONE D'INDIA 41



METALLO



KUBE NEW

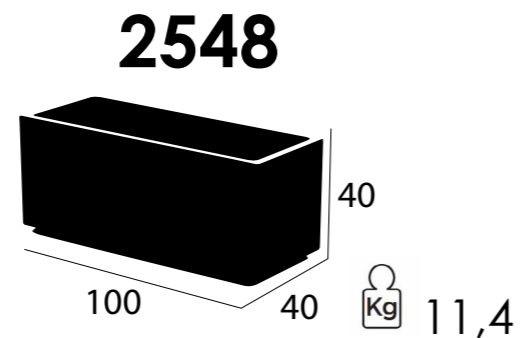
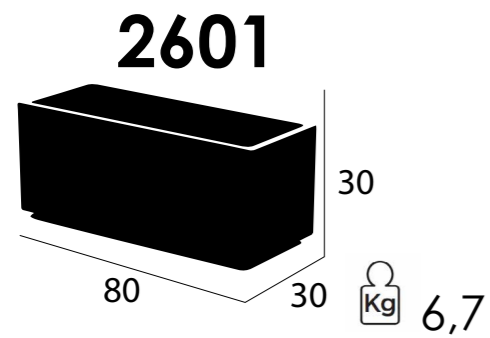


POLIETILENE


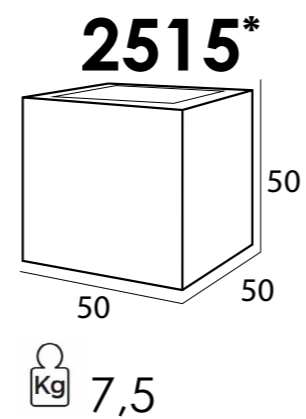
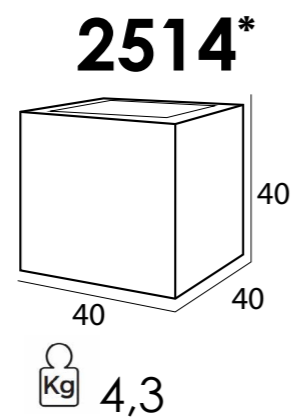
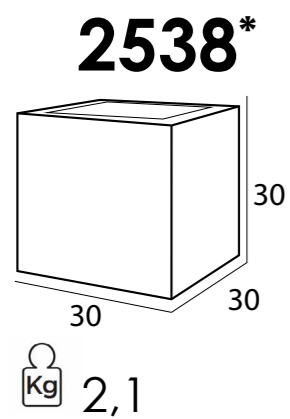
euro3plast
made in italy

TECHNICAL DETAILS

KUBE CASSETTA



KUBE VASO



*Articoli disponibili anche nella versione GLOSS per le colorazioni C2 e E5 a fronte di un quantitativo minimo d'ordine

KUBE MINI NEW

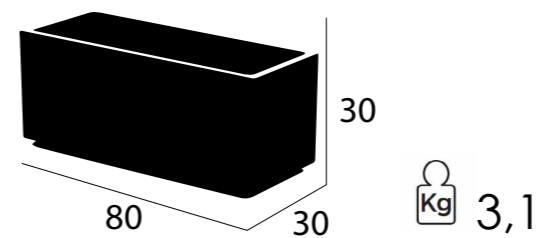


POLIETILENE

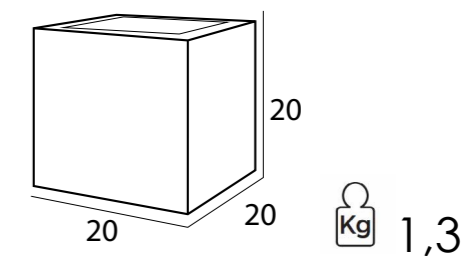


TECHNICAL DETAILS

CASSETTA
2791



VASO
2783



Il kit luce art.A4303 è adatto per gli interni

KUBE HIGH NEW



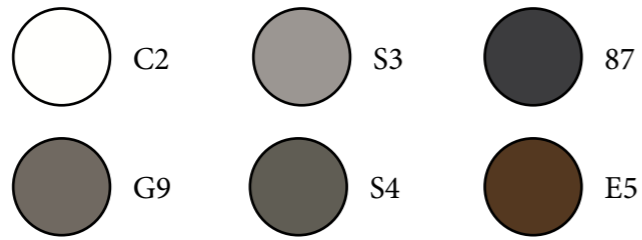
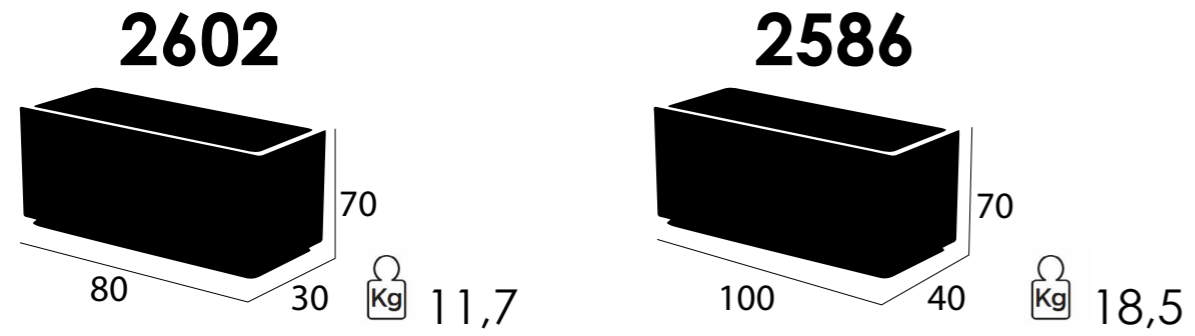
POLIETILENE



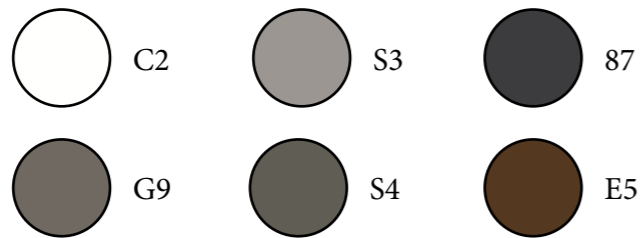
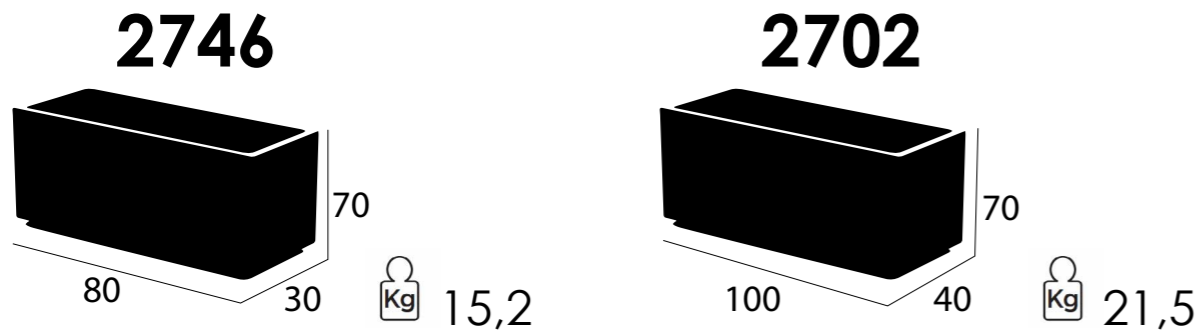


TECHNICAL DETAILS

KUBE HIGH CASSETTA



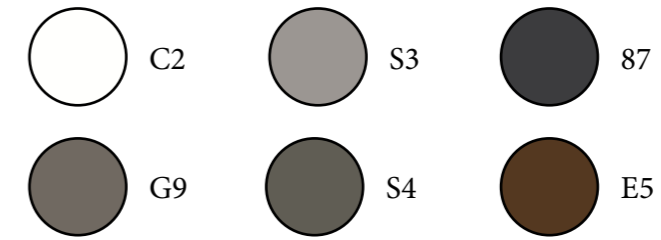
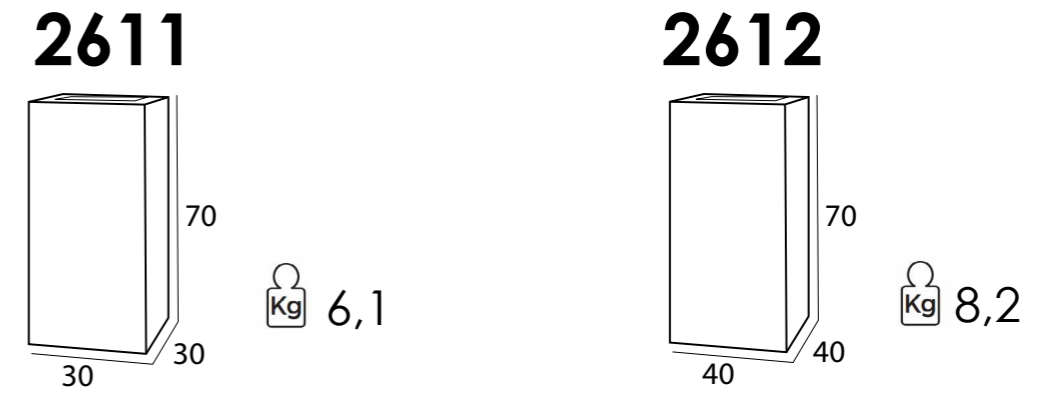
CASSETTA - lampada



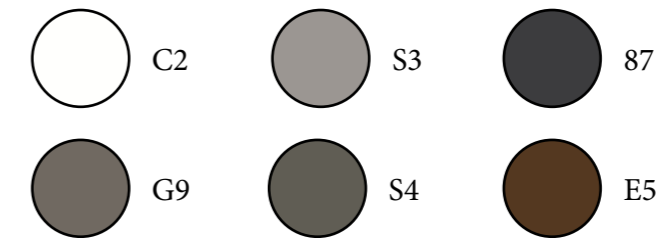
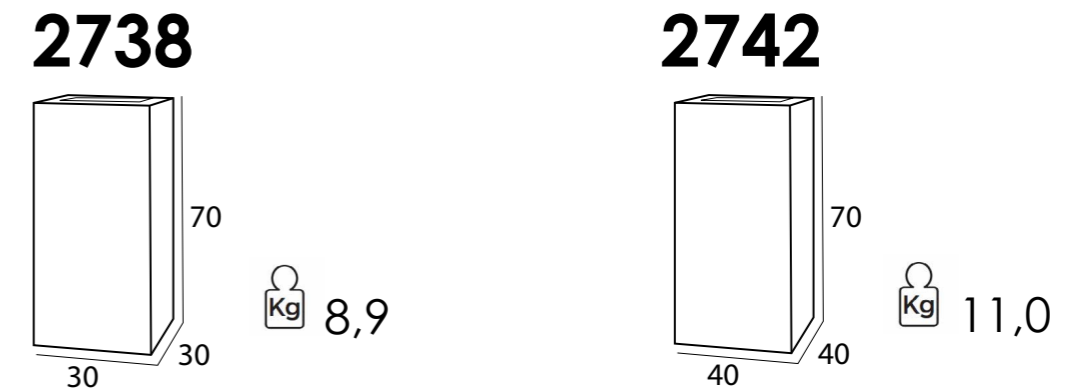
Kit luce: art.A4280

TECHNICAL DETAILS

KUBE HIGH VASO




VASO - lampada



Kit luce: art.A4280

IKON NEW



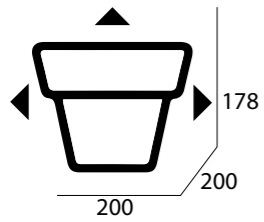
POLIETILENE

euro3plast
made in italy



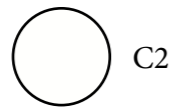
TECHNICAL DETAILS

2996




Versione con fori


97,9



C2



E5




G9



M9



S3



S4



87

ALTRE MISURE

Ø 40 - 36 h	Ø 100 - 89 h
Ø 50 - 44 h	Ø 120 - 107 h
Ø 60 - 53 h	Ø 140 - 125 h
Ø 70 - 62 h	Ø 160 - 143 h
Ø 80 - 71 h	



IKON



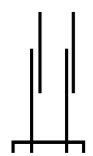
LEGENDA ICONE



Impilabile



Non impilabile



Impilabile verticalmente



Da utilizzare in zone d'ombra



Adatto all'uso in esterno



Necessario il montaggio

AL - ST

Alluminio trattato per ambienti ad alto tasso salino



Prodotto certificato CATAS



Certificazione svedese Swedish Environmental Management Council e Climate Declaration



Life Cycle Assessment. Valutazione degli impatti ambientali dei prodotti



Prodotto nuovo



Pagina con collegamenti (su foto/scritta) a video

CONDIZIONI GENERALI DI VENDITA

Con la sottoscrizione dell'ordine il Cliente accetta integralmente le condizioni generali di vendita e di consegna di seguito elencate. Le presenti condizioni determinano le regole con cui i prodotti di CM RISTO srl sono venduti e sono applicabili a tutti i contratti di vendita tra le parti. Le presenti condizioni hanno priorità su tutte le condizioni commerciali di acquisto o altri termini contrattuali contenuti nei documenti commerciali emessi dalla nostra clientela.

- 1) **Prezzi.** La merce è venduta ai prezzi in Euro in vigore all'atto dell'inserimento dell'ordine. Il Venditore si riserva il diritto di modificare in qualsiasi momento il prezzo di acquisto dei prodotti, per includervi ogni tipo di incremento dei costi delle materie prime, della produzione, delle confezioni, del trasporto o della manodopera.
- 2) **Pagamento.** Da convenirsi alla conferma dell'ordine da parte del venditore.
- 3) **Riservato dominio.** La merce rimane di proprietà di CM RISTO srl fino al pagamento integrale dell'importo dovuto dall'acquirente. In caso di inadempimento, anche parziale, del compratore, il venditore potrà richiedere la restituzione della merce e trattenere le rate pagate dal compratore a titolo di indennità, oltre al risarcimento del danno. In caso di inadempimento parziale o notevole ritardo nei pagamenti rate insolute e ritardi nei pagamenti autorizzano cm risto srl a sospendere o annullare tutti gli ordini in corso. Per tutto quanto non previsto esplicitamente, si fa riferimento a quanto stabilito dal Codice Civile.
- 4) **Trasporto.** Il metodo e il luogo di consegna devono essere convenuti all'atto dell'ordine e non possono subire modifiche dopo la conferma.
Per i trasporti diretti nelle zone di Reggio Emilia, Parma, Modena e Mantova gli ordini saranno consegnati al domicilio del Cliente a mezzo corriere convenzionato con la CM RISTO srl alle seguenti modalità:
 - Gratuitamente per ordini di importo superiore ai 150€;
 - Con addebito forfait di 5€ per importi compresi tra 150 e 50€;
 - Ordini di importo inferiore a 50€ verranno inseriti in attesa di aggiunte, potranno essere ritirati presso il deposito o consegnati con addebito totale dei costi di trasporto;
 - Gli ordini verranno consegnati secondo le tabelle di consegna di zona in possesso dei venditori. Fuori da questa programmazione verrà ritenuta come urgenza e verranno addebitati per intero i costi di trasporto sopportati.Per i trasporti attraverso differente corriere in Italia, non sarà possibile accettare "ordini tassativi" in quanto resta esclusa la responsabilità di CM RISTO srl in relazione ai tempi di consegna dei corrieri; tutta la merce viaggia in porto franco con addebito in fattura.
- 5) **Reclami.** Il cliente è tenuto a verificare l'integrità degli imballi all'atto dello scarico e di segnalarlo sul documento. La merce ricevuta, dovrà essere controllata entro 48 ore dalla consegna, non si accettano segnalazioni successive ai 7(sette) giorni lavorativi dalla data di ricezione della merce. I corrieri non sono autorizzati ad accettare resi parziali di merce all'atto dello scarico. La merce viaggia a rischio e pericolo del destinatario anche nel caso in cui la merce viaggi in porto franco. Misure e capacità sono puramente indicative. CM RISTO srl si riserva di modificare o togliere in qualsiasi momento dal proprio catalogo prodotti per motivazioni di tipo tecniche o resi non disponibili dai produttori o messi fuori assortimento senza nessun preavviso.
- 6) **Reso.** Non saranno accettati resi di articoli ordinati appositamente per il cliente. Qualsiasi richiesta di restituzione delle merci dovrà pervenire tramite i nostri Agenti o direttamente al nostro ufficio commerciale. I resi dovranno essere preventivamente autorizzati, solo dopo verifica qualitativa e quantitativa. Tutta la merce resa dovrà presentare imballo originale, etichettatura e non essere usata (il lavaggio viene considerato utilizzo).
In caso di merce erroneamente ordinata dal cliente, la segnalazione deve essere effettuata entro 7(sette) giorni dal ricevimento. La merce dovrà essere resa accompagnata da documento di trasporto. Il trasporto resta a carico del cliente. CM RISTO srl si riserva la facoltà di ritirare la merce ordinata erroneamente, trascorso il periodo di segnalazione, trattenendo una parte del valore. Non si accetta annullamento di ordini di merce richiesta dal Cliente fuori catalogo, cd. "speciale", con espressa riserva di CM RISTO srl di addebitare gli eventuali costi sostenuti.
In caso di errore di consegna da parte di CM RISTO srl, la merce potrà essere resa solo se provvista di imballo e etichette, restando valida la condizione che non sia stata utilizzata. Il ritiro sarà a carico del Venditore con i propri mezzi o corrieri.
- 7) **FORO COMPETENTE.** Per qualsiasi controversia sull'esecuzione e/o interpretazione delle presenti condizioni generali di contratto è competente esclusivamente il Foro di Reggio Emilia.

